



Appendix H – Schedule of External Materials and Finishes – Gran Associates Australia

Page left intentionally BLANK for double sided printing



**KINGSWOOD HIGH SCHOOL
MULTIPURPOSE HALL FACILITY – STAGE 1**

EXTERIOR MATERIALS & COLOURS SCHEDULE

	ITEM	LOCATION	EQUAL TO: SUPPLIER / MATERIAL	FINISH & COLOUR	NOTES
	PAVEMENTS and ACCESSORIES				
	Insitu Reinforced Concrete	New service courtyard	Vehicular pavement	R11 Slip resistant Natural Concrete.	To engineer's details Broom finish with tooled edges
	Insitu Reinforced Concrete – Stencilled Pattern	Forecourt feature	Concrete Colour Systems (CCS) Stencil spray on PAV-RC Selected feature stencil spray Sealer: Hi-Build Enduro	R11 Slip resistant • School crest in two colours	Very light broom finish. Acid etch and let dry overnight. Stencil tape to suit pattern. Stencil spray - polymer modified cementitious base. Seal on same day.
	In-situ Reinforced Concrete – Integral Colour Type 1	Pedestrian pathways & Forecourt area	Concrete Colour Systems (CCS) R11 Slip resistant Coving trowel with tooled edges	Colour 1 – Blue grey 	Slip resistant steel coving trowel with 90mm steel base nose trowel to edge as alternative to broom finish acceptable. Chequerboard pattern with Colour 2
	In-situ Reinforced Concrete – Integral Colour Type 2	Pedestrian pathways & Forecourt area	Concrete Colour Systems (CCS) R11 Slip resistant Coving trowel with tooled edges	Colour 2 – Canvas 	Slip resistant steel coving trowel with 90mm steel base nose trowel to edge as alternative to broom finish acceptable. Chequerboard pattern with Colour 1




**KINGSWOOD HIGH SCHOOL
MULTIPURPOSE HALL FACILITY – STAGE 1**

EXTERIOR MATERIALS & COLOURS SCHEDULE

	ITEM	LOCATION	EQUAL TO: SUPPLIER / MATERIAL	FINISH & COLOUR	NOTES
	WALLS and CLADDING				
	Face Brickwork	Main hall ground floor perimeter walls	Bowral Brick Bowral Dry Pressed Brick	Bowral Blue 	Brick soldier top course Rigid cavity insulation. Min R.2.0
	Multicell Polycarbonate Cladding	South Elevation High level	Danpal Danpatherm Insulated double skin walling system DP16 Multicell each skin	Translucent / White Colour Code: Ice 	2/no layers of Danpalon DP16 Multitherm panels on proprietary connectors with translucent light diffuser insulation. Min R2.5 insulation Install strictly in accordance with manufacturer's instructions using proprietary components and fixings. Sheets: Full height x 1040mm <u>Setout Module: 1042mm.</u> Setout panels as shown on detail drawings. Provide shop drawings. Structural setout to suit panels as detailed. Refer also <i>Room Finishes Schedule</i> for replicated interior PC-C sheeting and FC-1 lining in selected areas.




**KINGSWOOD HIGH SCHOOL
MULTIPURPOSE HALL FACILITY – STAGE 1**

EXTERIOR MATERIALS & COLOURS SCHEDULE

	ITEM	LOCATION	EQUAL TO: SUPPLIER / MATERIAL	FINISH & COLOUR	NOTES
	Steel Wall Screen Steel Wall Cladding	External Screen Walling and Cladding to services pod	BHP 6mm Corten Steel	Natural Finish 	Raking setouts Solid steel with welded ribbed reinforcement to detail
	Metal Wall Cladding	North, East and west upper level cladding	Lysaght Zinalume steel Longline 305 BMT 0.70	Dark grey Colorbond Shale Monument 	Fixing to girt system to engineer's detail. Thermal break and vapour permeable barrier. Min R2.5 Insulation Flashings and trims: Colours to match cladding
	Concrete Block Retaining wall	Service courtyard retaining walls	Austral Series 200 Split Face blockwork	Dark grey 	Refer Civil engineering drawings for details Provide 50mm thick capping block to match wall






**KINGSWOOD HIGH SCHOOL
MULTIPURPOSE HALL FACILITY – STAGE 1**

EXTERIOR MATERIALS & COLOURS SCHEDULE

	ITEM	LOCATION	EQUAL TO: SUPPLIER / MATERIAL	FINISH & COLOUR	NOTES
	DOORS & WINDOWS				
	Steel framed solid core doors	Main hall egress doors and amenities doors in brickwork	Fully welded double rebated folded steel frames Steel frame thickness: 1.6mm Door leaf thickness: 40mm Paint: Dulux Aquanamel Full gloss	Paint Colour: Gold 	DOOR LEAF & FRAME COLOUR CONTRAST TO ADJACENT WALL TO NCC REQUIREMENTS 30% Luminance contrast of doorset paint colour to wall colour to comply with AS 1428.1.
	Vertical folding doors	North elevation of main hall	Monarch Renlita Series 2000 Counterweight Balanced Door 10.38mm Grade A Laminated Safety Glazing Anodising: min 25um	Clear anodised frames  Clear Glazing	Motorised with counterweights
	Roller shutters	North elevation to store rooms East elevation loading dock	Austral Monsoon 'H11' 50 mm Guardian Security Steel Roller Shutter Powdercoated steel Dulux Duratec	Light grey 	Provide power point for future motorisation. Internal hood to match door colour



**KINGSWOOD HIGH SCHOOL
MULTIPURPOSE HALL FACILITY – STAGE 1**

EXTERIOR MATERIALS & COLOURS SCHEDULE

	ITEM	LOCATION	EQUAL TO: SUPPLIER / MATERIAL	FINISH & COLOUR	NOTES
	New aluminium framed external glazed assemblies – doors with framed sidelights and highlights	Main Hall south elevation	AWS Series 600 centre glaze windows with midrail and Series 650 frame with Series 50 doors with midrail 10.38mm Grade A Laminated Safety Glazing Anodising: min 25um Universal Anodisers	Clear anodised frames. Hardcoat Satin Spanish Silver (Clear)  Contrasting Grey anodised door leafs. Hardcoat Satin Silver Grey 	Thicker low level glazing to suite sports activities. Hinged Metal Mesh security screens on INSIDE DOOR LEAF COLOUR CONTRAST TO NCC REQUIREMENTS 30% Luminance contrast of doorset paint colour to wall colour to comply with AS 1428.1. Proprietary flush grated drain threshold detail. Refer Drawings. Midrails to external hinged glazed doors
	Glazed Louvres - Adjustable	Roof lantern Ground floor amenities	Breezway Altair Powerlouvre with Stronghold frames Anodising: min 25um Universal Anodisers 6.38mm Grade A Toughened Safety Glazing	Clear anodised frames  Clear Glazing	Electrically operated with internal insect mesh screening at high level and security mesh screening at ground floor level. Motor and gearbox concealed within the 152 mm louvre blade
	Framed Glazed Louvres -Adjustable	Ground floor south elevation	Safetyline jalousie louvres Anodising: min 25um Universal Anodisers 10.38mm Grade A Toughened Safety Glazing	Clear anodised frames  Clear Glazing	Electrically operated with security mesh screening at ground floor level
	Metal Louvres - Adjustable	Mid height ventilation louvre band on north and south elevations	Breezway Altair Powerlouvre with stronghold frames Anodising: min 25um	Clear anodised frames  Clear anodised metal louvres	Electrically operated with security mesh screening internally


**KINGSWOOD HIGH SCHOOL
MULTIPURPOSE HALL FACILITY – STAGE 1**

EXTERIOR MATERIALS & COLOURS SCHEDULE

	ITEM	LOCATION	EQUAL TO: SUPPLIER / MATERIAL	FINISH & COLOUR	NOTES
	ROOFING AND ROOFING ACCESSORIES				
	Metal Roofing Panels INCLUDING Soffit linings	Main Roof Lantern Roof	ArcPanel EcoTec Roof System	Light grey Colorbond Shale Grey 	Trimdeck roof profile and custom orb soffit profile. Rain water noise control to Acoustic consultant specifications. Refer Acoustic Report. 200mm thick panels with 13mm acoustic PBD on 76mm furring channels on resilient mounts for rain water noise control. Perforated custom orb panels with insulation for reverberation control. Refer Acoustic Report Metal gutters, fascias, flashings and trims: Colours to match roofing.
	Metal Roof Decking	Awning roofs	Lysaght Zincalume steel Longline 305 BMT 0.70	Light grey Colorbond Shale Grey 	Curved roofing Fully welded stainless steel box gutters to all low pitch metal deck roofing. Min width 450mm.

**KINGSWOOD HIGH SCHOOL
MULTIPURPOSE HALL FACILITY – STAGE 1**

EXTERIOR MATERIALS & COLOURS SCHEDULE

	ITEM	LOCATION	EQUAL TO: SUPPLIER / MATERIAL	FINISH & COLOUR	NOTES
	Eaves Gutters Downpipes All Flashings and cappings	Main Roof Lantern Roof	Lysaght Zinalume steel Min 0.55BMT	Light grey Colorbond Shale Grey 	Half round eaves gutters on powdercoated steel brackets with circular downpipes and spreaders to lantern roof Fabricated steel framed eaves gutter sections to main roof with circular downpipes and spreaders Sizes to Hydraulic Engineer's details Metal gutters, fascias, flashings and trims: Colours to match roofing.
	Downpipe Protection Sleeves	Bases of all DPs.	Lysaght CHS Sections	Hot Dip Galvanised Natural finish	1800mm high fabricated hot dip galvanised DP protection sleeves
	Skylights – Non ventilating	First aid room (1/No) Cleaners storeroom (1/No) Equipment & Sports store rooms (4/no) Chair Store room (4 /no)	Skydome Tubular skylight 400mm diameter with skytube ST400 with Skytube Type MD.	Surrounds and flashings to match roofing	Intech lens, Skytube and diffuser All skylights to have overflashings to ridge
	Skylights - mechanically ventilating	Cleaners storeroom (1/No) Equipment & Sports store rooms (2/no) Chair Store room (2 /no)	Skydome Mechanically ventilating tubular skylight. 400mm diameter with inline fan and skytube ST400 with Skytube Type CRMV	Surrounds and flashings to match roofing	Intech lens, Skytube, inline fan and diffuser. All skylights to have overflashings to ridge